



June 02, 2026

## GLOBAL MARKETS

Indices	Closing Level	Change		Performance	
		Value	%	MTD (%)	YTD (%)
<b>Global</b>					
S&P 500	7,600.0	19.9	0.3	0.3	11.0
Dow Jones Ind. Average	51,078.9	46.4	0.1	0.1	6.3
Nasdaq 100	30,513.9	180.7	0.6	0.6	20.8
FTSE 100	10,339.0	(70.3)	(0.7)	(0.7)	4.1
DAX 30	25,003.0	(101.7)	(0.4)	(0.4)	2.1
CAC 40	8,146.6	(36.7)	(0.4)	(0.4)	(0.0)
BIST 100	13,704.0	41.2	0.3	0.3	21.7
Nikkei	66,934.3	604.8	0.9	0.9	33.0
Hang Seng	25,398.2	215.8	0.9	0.9	(0.9)
Shanghai Composite	4,057.7	(10.8)	(0.3)	(0.3)	2.2
BSE Sensex	74,267.3	(508.4)	(0.7)	(0.7)	(12.9)
<b>GCC</b>					
QE Index	10,438.9	(116.1)	(1.1)	(1.1)	(3.0)
Saudi Arabia (TASI)	11,009.5	(68.4)	(0.6)	(0.6)	4.9
UAE (ADX)	9,701.9	0.0	0.0	0.0	(2.9)
UAE (DFM)	5,774.9	17.4	0.3	0.3	(4.5)
Kuwait (KSE)	8,760.6	(54.6)	(0.6)	(0.6)	(1.7)
Oman (MSM)	7,795.4	38.2	0.5	0.5	32.9
Bahrain (BAX)	1,979.7	0.6	0.0	0.0	(4.2)
MSCI GCC	1,103.9	(12.1)	(1.1)	(1.1)	0.8
Dow Jones Islamic	9,751.1	45.8	0.5	0.5	16.3
<b>Commodity</b>					
Brent	95.0	3.9	4.2	4.2	56.1
WTI	92.2	4.8	5.5	5.5	61.1
Natural Gas	3.2	(0.1)	(3.5)	(3.5)	(13.9)
Gold Spot	4,506.3	(86.7)	(1.9)	(1.9)	3.8
Copper	6.6	0.2	2.6	2.6	15.3

Source: S&P Capital IQ

## GCC MARKET OVERVIEW

GCC Fundamentals	P/E (x)	P/B (x)	Dividend Yield (%)	EV / EBITDA (x)
Qatar All Share	11.7	1.4	4.67%	11.9
DSM 20	11.6	1.5	4.56%	11.7
Saudi Arabia (TASI)	15.9	3.9	4.63%	11.3
UAE (ADX)	25.4	4.0	1.79%	20.7
UAE (DFM)	11.4	4.3	5.21%	6.8
Kuwait (KSE)	18.6	2.2	3.17%	20.5
Oman (MSM)	14.5	2.2	4.27%	7.1
Bahrain (BAX)	9.3	1.9	5.78%	12.4

Source: Refinitiv Eikon

## TOP GAINERS & LOSERS

GCC Trading Activity	Close Price	1D Change		Performance		Vol. ('000)	P/E TTM
		Value	%	1Y (%)	1M (%)		
<b>Top Gainers</b>							
Vodafone Qatar	2.7	0.2	10.0%	-16.1%	0.8%	9,820	15
Medicare Group	5.9	0.3	5.2%	20.0%	4.0%	1,490	22
INMA Holding Company	2.8	0.1	4.6%	56.8%	9.0%	1,142	67
Mannai Corporation	5.4	0.1	2.0%	-5.6%	-2.3%	369	9
Widam Food Company	1.5	0.0	1.5%	13.0%	0.2%	2,497	NM
<b>Top Losers</b>							
Al Khaleej Takaful Insurance Company	3.0	(0.1)	-3.7%	26.0%	17.9%	2,896	11
Barwa Real Estate Company	2.5	(0.1)	-2.8%	-10.8%	5.2%	9,313	8
Qatar Islamic Bank	22.1	(0.6)	-2.8%	-10.1%	0.4%	2,274	11
The Commercial Bank	4.2	(0.1)	-2.2%	-8.5%	-3.2%	4,364	9
Doha Insurance Group	2.9	(0.1)	-2.2%	6.2%	-3.7%	592	7

Source: S&P Capital IQ

## MARKET COMMENTARY

### Global

Global equity markets exhibited mixed performance on Monday. In the US, major equity indices were positive. The S&P 500 advanced 19.9 points (+0.3%) to close at 7,600.0, while the Dow Jones Industrial Average gained 46.4 points (+0.1%) to finish at 51,078.9. The Nasdaq-100 outperformed, rising 180.7 points (+0.6%) to 30,513.9. In Europe, markets ended lower, with the FTSE 100 falling 70.3 points (-0.7%) to 10,339.0, Germany's DAX declining 101.7 points (-0.4%) to 25,003.0, and France's CAC 40 shedding 36.7 points (-0.4%) to 8,146.6. Turkey's BIST 100 bucked the trend, gaining 41.2 points (+0.3%) to close at 13,704.0. In Asia, Japan's Nikkei rose 604.8 points (+0.9%) to 66,934.3, while Hong Kong's Hang Seng Index climbed 215.8 points (+0.9%) to 25,398.2. China's Shanghai Composite Index slipped 10.8 points (-0.3%) to 4,057.7. Meanwhile, India's BSE Sensex declined 508.4 points (-0.7%) to end the session at 74,267.3. Oil gains with Brent crude up 4.2% closing at USD 95.0 per barrel and US WTI up 5.5% settling at USD 92.2.

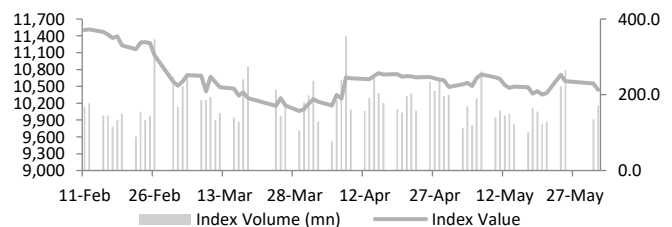
### GCC

Saudi Arabia's TASI declined by 68.4 points (-0.6%) to close at 11,009.5. In the UAE, the Abu Dhabi Securities Exchange (ADX) General Index was unchanged at 9,701.9, while the Dubai Financial Market (DFM) General Index gained 17.4 points (+0.3%) to finish at 5,774.9. Kuwait's KSE Index fell 54.6 points (-0.6%) to 8,760.6. Oman's MSM 30 Index advanced 38.2 points (+0.5%) to close at 7,795.4, extending its strong year-to-date performance. Meanwhile, Bahrain's BAX Index edged up 0.6 points and was effectively unchanged at 1,979.7.

### Qatar

Qatar's market closed negative at 10,438.9 on Monday. The Banks & Financial Services index declined 1.45% to close at 5,113.0, while the Consumer Goods & Services index fell 0.27% to 8,247.7. The Industrials index decreased 0.45% to 4,346.7, and the Insurance index dropped 1.43% to 2,735.2. The Real Estate index recorded the sharpest decline among sectors, falling 1.72% to 1,498.3. In contrast, the Telecoms index was the standout performer, rising 1.87% to 2,494.6. Meanwhile, the Transportation index edged down 0.45% to close at 5,388.5. The top performer includes Vodafone Qatar and Medicare Group while Al Khaleej Takaful Insurance Company and Barwa Real Estate Company were among the top losers. Trading saw a volume of 171.4 mn shares exchanged in 66,297 transactions, totalling QAR 583.1 mn in value with market cap of QAR 626.9 bn.

### Qatar DSM Index



Source: Investing.com

QE Sector Indices	Closing Level	1D Change (%)
Banks & Financial Services	5,113.0	-1.45%
Consumer Goods & Services	8,247.7	-0.27%
Industrials	4,346.7	-0.45%
Insurance	2,735.2	-1.43%
Real Estate	1,498.3	-1.72%
Telecoms	2,494.6	1.87%
Transportation	5,388.5	-0.45%

Source: Qatar Stock Exchange

Qatar Trading Summary	Buy (%)	Sell (%)
Qatari Individuals	28.6	17.4
Qatari Institutions	30.0	21.1
<b>Qatari - Total</b>	<b>58.6</b>	<b>38.5</b>
Foreign Individuals	9.7	8.1
Foreign Institutions	31.7	53.4
<b>Foreign - Total</b>	<b>41.4</b>	<b>61.5</b>

Source: Qatar Stock Exchange



June 02, 2026

## KEY NEWS OF QATAR

### ▶ PM meets UAE ambassador

HE Prime Minister and Minister of Foreign Affairs Sheikh Mohammed bin Abdulrahman bin Jassim Al Thani met with UAE Ambassador to Qatar Saeed Abdullah Al Qamzi to discuss bilateral relations and explore ways to further strengthen cooperation between Qatar and United Arab Emirates across various sectors. The meeting also covered a number of issues of mutual interest, reflecting the commitment of both countries to enhancing diplomatic and strategic ties. During the discussions, the Prime Minister expressed his best wishes for the ambassador's success in his role and reaffirmed Qatar's full support for his efforts to promote closer collaboration and deepen partnership between the two nations in the coming period.

### ▶ Qatar slams Iran attacks on Kuwait

Qatar strongly condemned the repeated Iranian attacks on Kuwait, describing them as a blatant violation of Kuwait's sovereignty, territorial integrity, and the principles of the international rules-based order. In a statement, Qatar's Ministry of Foreign Affairs emphasized the urgent need to protect the region from the repercussions of unprovoked attacks and called for efforts to de-escalate tensions in order to preserve regional and global peace, security, and stability. The ministry also reaffirmed Qatar's unwavering solidarity with Kuwait, stressing its full support for all measures undertaken by the Kuwaiti government to safeguard its national security, sovereignty, and the safety of its people amid ongoing regional challenges.

### ▶ Qatar's export unit value index rises 4.44% Year-on-Year in Q1 2026

According to data released by the National Planning Council, Qatar's Export Unit Value Index (EXUVI) rose to 120.99 points in the first quarter of 2026, increasing by 10.19% compared with the fourth quarter of 2025 and by 4.44% year-on-year, reflecting stronger export prices. The index, which tracks changes in the unit values of 56 export commodities across 10 major groups, was heavily influenced by the mineral fuels, lubricants and related materials category, which carries an 88.77% weighting and recorded an 11.33% quarterly and 4.69% annual increase. Other notable gains were seen in manufactured goods classified chiefly by material and food and live animals, while several groups, including chemicals, machinery and transport equipment, miscellaneous manufactured articles, and crude materials, posted declines. On an annual basis, five commodity groups recorded growth, led by manufactured goods classified chiefly by material, while four groups declined and one remained unchanged, highlighting the continued dominance of the energy sector in driving Qatar's export value performance.

## KEY NEWS OF SAUDI ARABIA

### ▶ Saudi wholesale and retail trade revenues rise 7.3% in Q1: GASTAT

According to preliminary data from General Authority for Statistics, Saudi Arabia's wholesale and retail trade sector continued to show strong growth in the first quarter of 2026, with the operating revenue index rising 7.3% year-on-year and 0.5% quarter-on-quarter to 124.8 points. Growth was driven by robust consumer spending, with retail trade excluding motor vehicles and motorcycles recording a 9.6% annual increase in revenues, wholesale trade rising 5.5%, and motor vehicle and motorcycle sales and repair activities expanding 5.4%. Labor costs also increased, as the employee compensation index climbed 10.1% year-on-year, reflecting expanding business activity. E-commerce remained a key growth driver, with sales surging 13.6% annually, led by an 18.4% increase in retail trade, while automobile sales rose 3.4% compared with the same period last year. The figures highlight the continued momentum of the Kingdom's wholesale and retail trade sector and its growing contribution to private-sector development and economic diversification under Saudi Vision 2030.

### ▶ Saudi banks' April pre-tax profits rise 6.1% year on year to USD 2.1 bn

According to data from Saudi Central Bank, Saudi banks' profits before zakat and tax increased 6.1% year-on-year to SAR 8.24 bn (USD 2.18 bn) in April 2026, although earnings declined 18% from March, marking the lowest monthly level in six months. The banking sector continued to benefit from strong credit demand linked to major development projects under Saudi Vision 2030, while liquidity conditions improved as deposit growth outpaced lending growth during the month. Bank deposits rose by SAR 52 bn to SAR 3.1 tn, helping reduce the loan-to-deposit ratio, while total banking assets increased to SAR 5.08 tn. Credit activity remained robust, with lending to both the private and public sectors expanding, and banks' foreign position

strengthened as foreign assets increased and foreign liabilities declined. Despite concerns from Fitch Ratings about potential pressures from regional geopolitical risks and reliance on external funding, analysts noted that Saudi banks remain well positioned. Meanwhile, the mortgage market showed signs of recovery, with new mortgage originations surging 51.1% month-on-month to SAR 6.3 bn in April, supported by regulatory reforms and growing real estate investment activity.

## KEY NEWS OF UAE

### ▶ UAE economy grows 6.2% in 2025 as non-oil sectors drive expansion

According to the Federal Competitiveness and Statistics Centre, the UAE's real GDP grew by 6.2% in 2025 to reach AED 1.9 tn, while non-oil GDP expanded by an even stronger 6.8% to AED 1.5 tn, underscoring the country's continued success in diversifying its economy. Abdulla Bin Touq Al Marri attributed the robust performance to the UAE's forward-looking economic policies, strong growth in non-oil sectors, and the increasing contribution of new economy industries, which support the goals of the We the UAE 2031 strategy. Key sectors driving growth included construction (+11.1%), financial and insurance activities (+10.4%), real estate (+7.9%), and transport and storage (+7.8%). Meanwhile, trade remained the largest contributor to non-oil GDP with a 16.9% share, followed by financial and insurance services, construction, and manufacturing, highlighting the broad-based and sustainable nature of the UAE's economic expansion and its growing position as a global hub for business, investment, technology, and innovation.

## OTHER REGIONAL AND GLOBAL NEWS

### ▶ Oil rises as US and Iran trade strikes, Israel moves further into Lebanon

Oil prices surged more than 2% on Monday, with Brent crude rising to USD 93.17 per barrel and WTI to USD 89.65, as escalating tensions in the Middle East heightened concerns over global energy supplies. Markets reacted to renewed exchanges between the US and Iran, including US strikes on Iranian military sites and Iran's retaliatory actions, alongside intensified Israeli operations against Hezbollah in Lebanon. The developments reduced optimism for an extension of the US-Iran ceasefire and raised fears about disruptions in the Strait of Hormuz, through which roughly one-fifth of global oil and gas shipments pass. While weak economic data from China pointed to softer demand, supply risks dominated market sentiment, although analysts at Goldman Sachs warned that sluggish demand in China and Europe could weigh on oil prices later in the year if Middle East disruptions ease.

### ▶ Gold slips on stronger dollar, oil as markets await Trump decision on Iran proposal

Gold edged 0.3% lower on Monday to USD 4,521.25 per ounce, while US gold futures fell 0.9%, as a stronger US dollar and a sharp rise in oil prices weighed on investor sentiment. Markets remained focused on escalating tensions in the Middle East, including renewed US-Iran military exchanges and intensified Israeli operations in Lebanon, while awaiting President Donald Trump's decision on extending the US-Iran ceasefire. Higher oil prices fueled concerns about persistent inflation and the possibility of tighter monetary policy, reducing the appeal of non-yielding gold. Despite the near-term pressure, analysts noted that continued central bank purchases, geopolitical risks, and gold's role as an inflation hedge could support prices over the longer term, with potential for further gains if the dollar weakens and oil prices ease. Meanwhile, silver, platinum, and palladium all posted gains.

### ▶ Inflation fight again putting central bank independence under strain, policymakers say

Current and former central bankers and policymakers warned that rising inflation driven by higher oil prices amid the Iran conflict is placing renewed pressure on central bank independence, as governments and political leaders increasingly push for policies that ease economic pain despite inflation risks. Speaking at a conference in Dubrovnik, officials noted that political interference ranging from demands for lower interest rates and support for industrial policies to pressure over government financing can undermine confidence in central banks' ability to maintain price stability. Helge Berger and Burkhard Balz stressed that independence is crucial but difficult to restore once damaged, especially when central banks must implement unpopular measures such as higher interest rates. At the same time, some participants acknowledged that central banks' delayed response to the 2021–22 inflation surge weakened their credibility, with former Jacob Frenkel arguing that excessive reliance on backward-looking economic data caused policymakers to react too slowly to emerging inflationary pressures.



June 02, 2026

## FX RATES

Currencies	Value	Currencies	Value
EUR/USD	1.16	USD/QAR	3.64
USD/JPY	159.66	EUR/QAR	4.23
GBP/USD	1.34	JPY/QAR	0.02
USD/CHF	0.79	GBP/QAR	4.90
USD/CAD	1.38	CHF/QAR	4.63
AUD/USD	0.71	CAD/QAR	2.63
NZD/USD	0.59	AUD/QAR	2.60
USD/INR	95.23	INR/QAR	0.04
USD/TRY	45.90	TRY/QAR	0.08
USD/ZAR	16.33	ZAR/QAR	0.22
USD/BRL	5.03	BRL/QAR	0.72

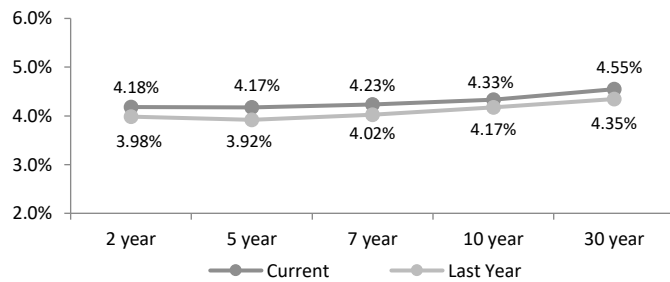
Source: S & P Capital IQ

## INTERBANK OFFERING & US SWAP RATES

Duration	Overnight	1 Week	1 Month	3 Month	1 Year
LIBOR	5.06	0.08	4.96	4.85	6.04
EURIBOR	1.93	1.94	1.98	2.27	2.80
QIBOR	3.97	4.02	4.05	4.07	3.95
SAIBOR	4.10	4.02	4.59	4.67	4.82
EIBOR	3.52	3.61	3.71	3.69	4.01
BMIBOR	4.33	4.57	5.10	5.13	5.33
KIBOR	2.38	3.25	3.44	3.63	4.00

Source: Refinitiv Eikon, Qatar Stock Exchange

### US Swap Rates



Source: Investing.com

## GCC COMPANY RESULT

Company Name	Exchange	Ticker	Revenues (Mn)	YoY (%)	Net Profit (Mn)	YoY (%)
--------------	----------	--------	---------------	---------	-----------------	---------

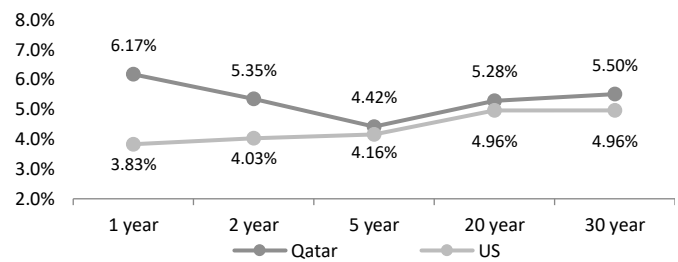
Note: No results were published.

## FX Commentary

The US Dollar Index edged up 0.04% to 99.05 after declining 0.4% the previous week, supported by expectations that the Federal Reserve may maintain a hawkish stance if higher oil prices fuel inflation. Among major currencies, the euro fell 0.13% to USD 1.16, the Japanese yen weakened 0.13% to 159.66 per dollar, and the British pound slipped 0.07% to USD 1.34. The Australian dollar was largely unchanged at USD 0.71, while the New Zealand dollar posted the biggest decline among major currencies, falling 0.33% to USD 0.59.

## SOVEREIGN YIELD CURVES

### Qatar vs US Treasuries Yields



Source: Investing.com

5 Years CDS	Spreads	3M Change	5 Year CDS	Spreads	3M Change
US	42.4	7.4	Turkey	241.9	7.4
UK	18.9	2.7	Egypt	304.6	(22.6)
Germany	7.7	(0.1)	Abu Dhabi	42.8	8.4
France	28.2	5.0	Bahrain	232.5	18.8
Italy	28.8	5.2	Dubai	79.3	27.2
Greece	28.3	2.5	Qatar	33.4	1.1
Japan	28.0	2.7	Saudi Arabia	62.4	(19.8)

Source: S&P Capital IQ



June 02, 2026

## QSE MAIN FINANCIAL INDICATORS

Company	Dividend Yield (%)	P/B.V Ratio (x)	P/E Ratio (x)	EPS (QAR)	Book Value/Share (QAR)	Stock Price (QAR)	Company
QNB	4.14	1.56	9.47	1.85	11.19	17.50	QNB
Qatar Islamic Bank	4.08	1.77	10.73	2.06	12.44	22.06	المصرف
Comm. Bank of Qatar	7.20	0.83	8.21	0.51	5.00	4.17	التجاري
Doha Bank	5.77	0.73	8.94	0.29	3.56	2.60	بنك الدوحة
Ahli Bank	6.45	1.38	10.54	0.37	2.81	3.88	الاهلي
Intl. Islamic Bank	4.72	2.15	12.47	0.90	5.21	11.22	الدولي
Rayan	5.20	0.83	13.26	0.16	2.56	2.12	الريان
Lesha Bank (QFC)	2.96	1.50	10.91	0.19	1.36	2.03	بنك لسا QFC
Dukhan Bank	4.73	1.29	12.61	0.27	2.63	3.38	بنك دخان
National Leasing	6.00	0.54	15.31	0.04	1.25	0.67	الإجارة
Dlala	0.00	1.14	85.59	0.01	0.97	1.11	دلالة
Qatar Oman	0.00	0.84	nm	nm	1.00	0.84	قطر وعمان
Inma	1.58	0.96	67.40	0.04	2.97	2.85	إنماء
<b>Banks &amp; Financial Services</b>	<b>4.54</b>	<b>1.40</b>	<b>10.10</b>	<b>0.77</b>	<b>5.57</b>		<b>البنوك والخدمات المالية</b>
Zad Holding Company	4.75	2.20	17.51	0.82	6.50	14.31	زاد
Qatar German Co. Med	0.00	-7.11	17.95	0.08	-0.20	1.44	الطبية
Baladna	7.51	0.57	8.79	0.09	1.40	0.80	بلدنا
Salam International	0.00	0.94	5.15	0.25	1.40	1.30	السلام
Medicare	3.71	1.61	25.92	0.23	3.68	5.93	الرعاية
Cinema	3.71	1.25	16.78	0.16	2.16	2.70	السينما
Qatar Fuel	6.43	1.62	14.32	0.98	8.65	14.00	قطر للوقود
Widam	0.00	-11.25	nm	nm	-0.13	1.51	ودام
Mannai Corp.	5.57	2.25	8.96	0.60	2.40	5.39	مجمع المناي
Al Meera	3.02	1.75	18.26	0.73	7.58	13.24	الميرة
Mekdam	6.07	1.52	9.98	0.23	1.50	2.29	مقدم
MEEZA QSTP	2.50	3.17	32.83	0.10	1.07	3.40	ميزة
Faleh	0.00	na	na	0.00	0.00	0.60	الفالح
Al Mahhar	6.67	1.22	9.40	0.24	1.85	2.25	Al Mahhar
Mosanada	0.59	4.05	14.37	0.59	2.10	8.50	Mosanada
<b>Consumer Goods &amp; Services</b>	<b>4.73</b>	<b>1.62</b>	<b>13.53</b>	<b>0.34</b>	<b>2.82</b>		<b>الخدمات والسلع الاستهلاكية</b>
QAMCO	5.72	1.41	11.88	0.15	1.24	1.75	قامكو
Ind. Manf. Co.	5.91	0.53	7.75	0.28	4.17	2.20	التحويلية
National Cement Co.	7.82	0.62	18.32	0.15	4.57	2.81	الاسمنت
Industries Qatar	5.92	2.02	17.94	0.67	5.94	12.00	صناعات قطر
The Investors	7.11	0.60	12.28	0.12	2.34	1.41	المستثمرين
Electricity & Water	5.45	1.04	11.51	1.24	13.83	14.32	كهرباء وماء
Aamal	6.54	0.57	11.14	0.07	1.35	0.77	أعمال
Gulf International	4.54	0.91	7.70	0.29	2.43	2.20	الخليج الدولية
Mesaieed	3.49	0.95	43.76	0.03	1.27	1.20	مسعيد
Estithmar Holding	0.00	3.69	16.93	0.25	1.17	4.30	استثمار القابضة
<b>Industrials</b>	<b>4.84</b>	<b>1.46</b>	<b>16.12</b>	<b>0.23</b>	<b>2.49</b>		<b>الصناعات</b>
Qatar Insurance	5.24	1.08	8.64	0.24	1.94	2.10	قطر
Doha Insurance Group	6.31	1.05	7.10	0.41	2.78	2.93	مجموعة الدوحة للتأمين
QLM	4.50	1.15	11.85	0.19	1.93	2.22	كيو إل إم
General Insurance	3.09	0.38	10.22	0.16	4.24	1.62	العامة
Alkhaleej Takaful	5.02	1.28	10.66	0.28	2.34	2.99	الخليج التكافلي
Islamic Insurance	5.83	2.25	8.05	1.07	3.81	8.58	الاسلامية
Beema	5.81	1.47	8.86	0.49	2.93	4.31	بيمه
<b>Insurance</b>	<b>5.17</b>	<b>0.97</b>	<b>8.76</b>	<b>0.27</b>	<b>2.48</b>		<b>التأمين</b>
United Dev. Company	6.42	0.27	7.02	0.12	3.24	0.86	المتحدة للتنمية
Barwa	7.26	0.43	7.76	0.32	5.75	2.48	بروة
Ezdan Holding	0.00	0.68	H	0.01	1.27	0.87	إزدان القابضة
Mazaya	0.00	0.56	16.00	0.04	1.02	0.57	مزايا
<b>Real Estate</b>	<b>2.47</b>	<b>0.53</b>	<b>19.14</b>	<b>0.05</b>	<b>1.96</b>		<b>العقارات</b>
Ooredoo	5.48	1.55	11.21	1.22	8.84	13.68	Ooredoo
Vodafone Qatar	4.49	2.29	15.24	0.18	1.17	2.67	فودافون قطر
<b>Telecoms</b>	<b>5.28</b>	<b>1.66</b>	<b>11.85</b>	<b>0.63</b>	<b>4.48</b>		<b>الاتصالات</b>
Qatar Navigation	4.32	0.66	9.92	1.05	15.80	10.41	الملاحة
Gulf warehousing Co	4.58	0.51	11.12	0.20	4.30	2.18	مخازن
Nakilat	3.35	1.70	14.05	0.31	2.52	4.30	ناقلات
<b>Transportation</b>	<b>3.71</b>	<b>1.07</b>	<b>12.29</b>	<b>0.41</b>	<b>4.74</b>		<b>النقل</b>
<b>Exchange</b>	<b>4.53</b>	<b>1.28</b>	<b>11.85</b>	<b>0.37</b>	<b>3.45</b>		

Source: Qatar Stock Exchange; "nm" stands for Minus ratio due to company losses according to the latest financial data and "H" stands for The P/E ratio is one hundred times and more.

## DISCLAIMER

It is understood that any opinions expressed by Commercial Bank Financial Services or its affiliates as to the commentary, market information, and future direction of prices of specific securities reflect the views of the individual analyst who issued them and do not necessarily represent the views of Commercial Bank Financial Services or its affiliates in any way. In no event shall CBFS or its affiliates have any liability for any direct or indirect losses incurred in connection with any decision made, action or inaction taken by any party in reliance upon the information provided in this material or for any delays, inaccuracies, errors in, or omissions of the said information.

